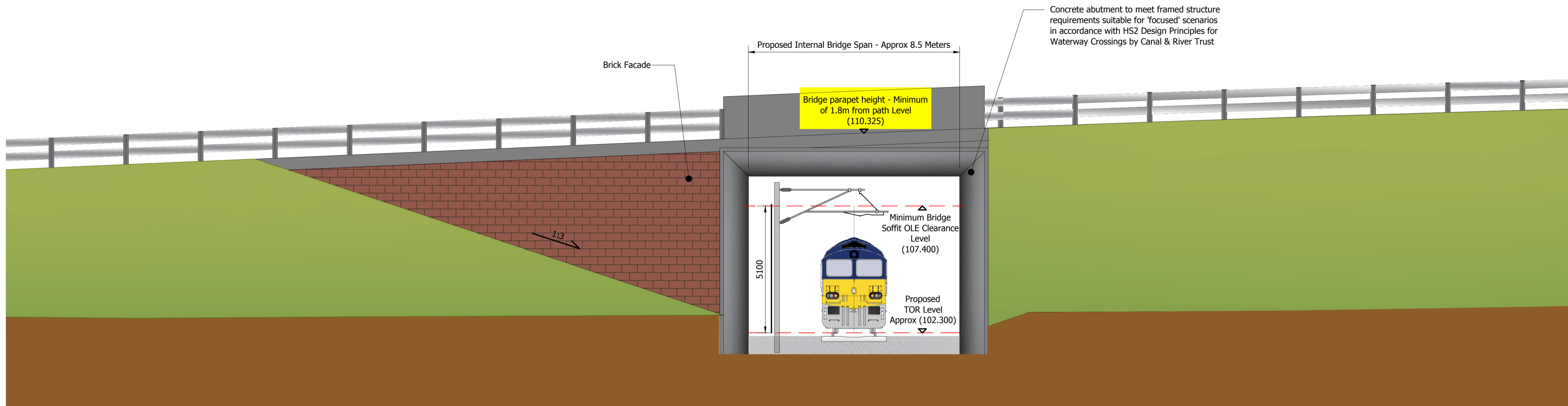
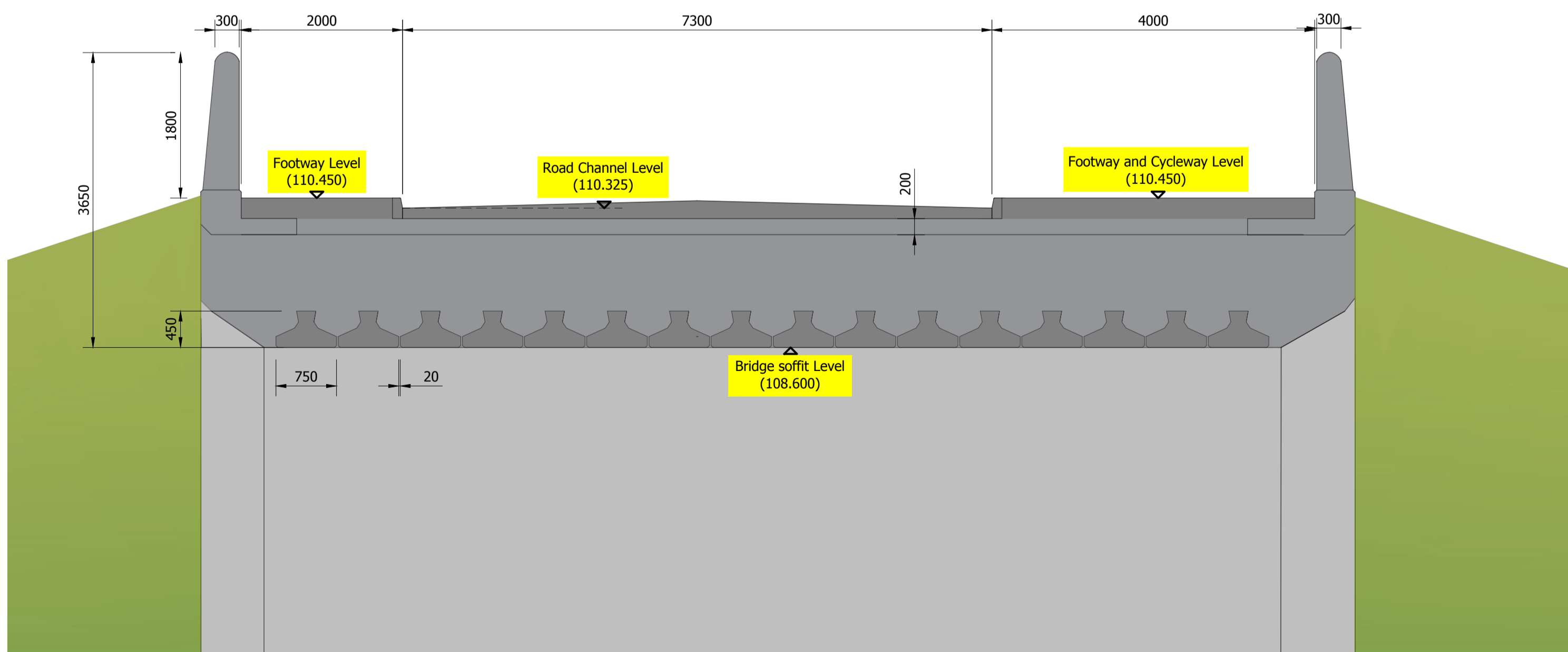


Key

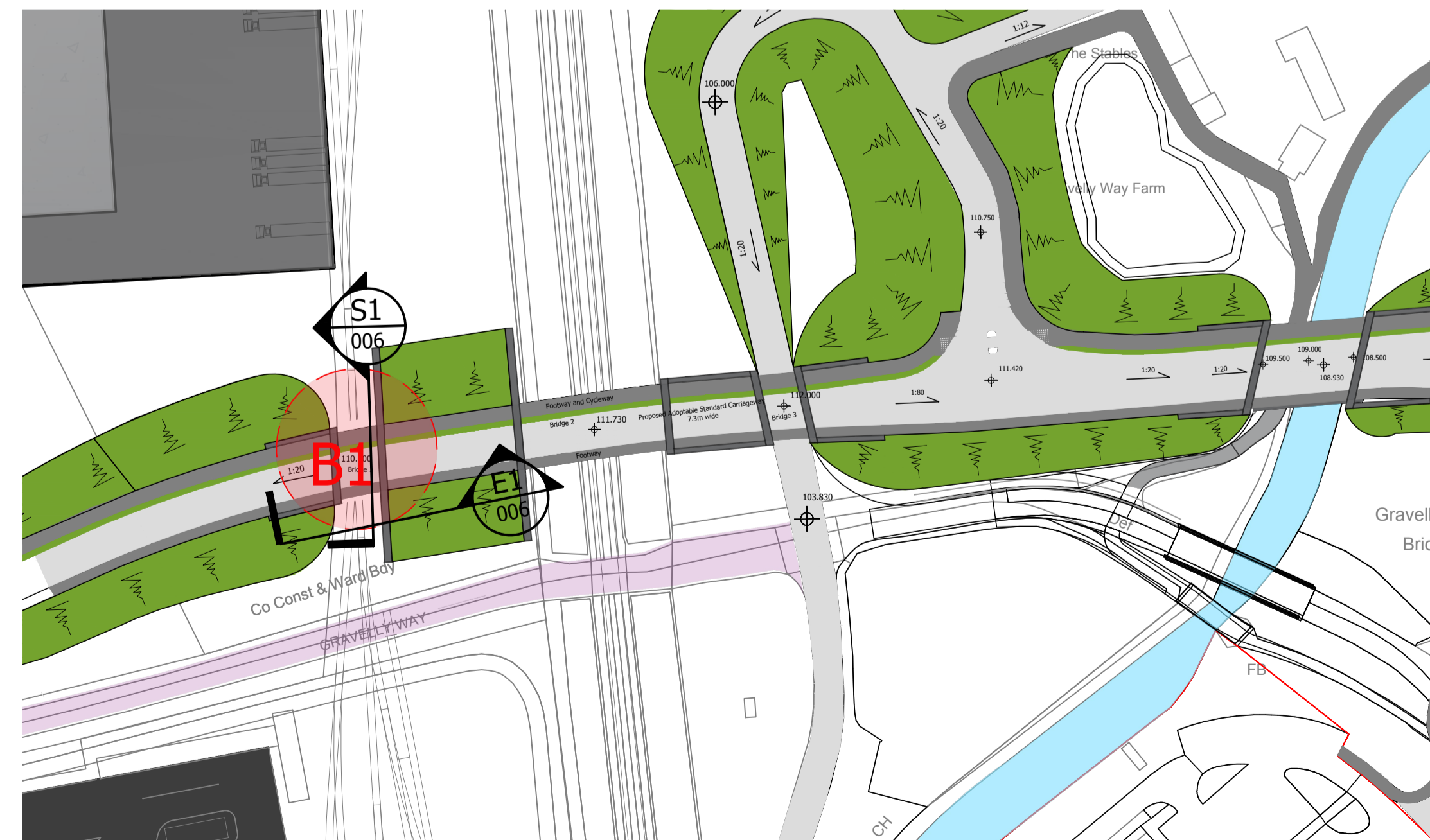
Bridge soffit Level (107.270) Denotes bridge carriageway and soffit levels subject to Article 4 of the DCO



B1 - Proposed Road Bridge, Over Proposed Arrival/Departure Rail Line (Elevation E1)
(Scale 1:100)



B1 - Proposed Road Bridge, Over Proposed Arrival/Departure Rail Line (Section S1)
(Scale 1:50)



Proposed Bridge (Location Plan)
(NTS)

P11 Bridge carriageway and soffit levels highlighted. Key added.	May 2019	VRL
P10 Waldeck's logo added	July 2018	NG
P9 Drawing Status updated, scale bar added	July 2018	NG
P8 Drawing title & Document number amended, WMI order limits updated	12/06/18	NG
P7 Document & regulation number amended, drawing title and bridge location plan amended	09/05/18	NG
P6 Plan View removed, notes & reference levels amended	04/04/18	NG
P5 Scale bars added	16/03/18	NG
P4 Updated to suit masterplan rev.33, sheet size changed to A1	06/03/18	JRB
P3 Sheet size changed to A3	30/06/18	TP
P2 Updated to suit masterplan rev.22	02/05/17	NG
P1 Mounds and embankments included	23/03/17	TP
P1 PRELIMINARY FIRST ISSUE		

Revisions	
Project	
THE WEST MIDLANDS RAIL FREIGHT INTERCHANGE ORDER 201X	
Drawing Status	
Final	
Drawing Title	
Road Bridge B1	
Drawing Size A1	
Regulation	Document
5 (2) (o)	2.18B
Drawn TP	Date July 2018
Scale As Shown	Reviewed TL
Drawing No.	Rev.
1516-0425-WDK-SI-C-301-006	P11